



infoRouter LDAP Synchronization Manager

Automatic user synchronization with Active Directory

Active Innovations, Inc. A Document Management Company

Copyright 1998-2015

www.inforouter.com

infoRouter LDAP Synchronization Manager

infoRouter LDAP Synchronization Manager runs as a service on any computer on your network.

The service automatically check for changes in LDAP and communicates the changes to infoRouter.

New users are added to infoRouter, disabled or deleted users in LDAP are disabled in infoRouter.

Users will only have to remember their NT user ids and passwords to gain access to infoRouter.

infoRouter LDAP Synchronization Manager

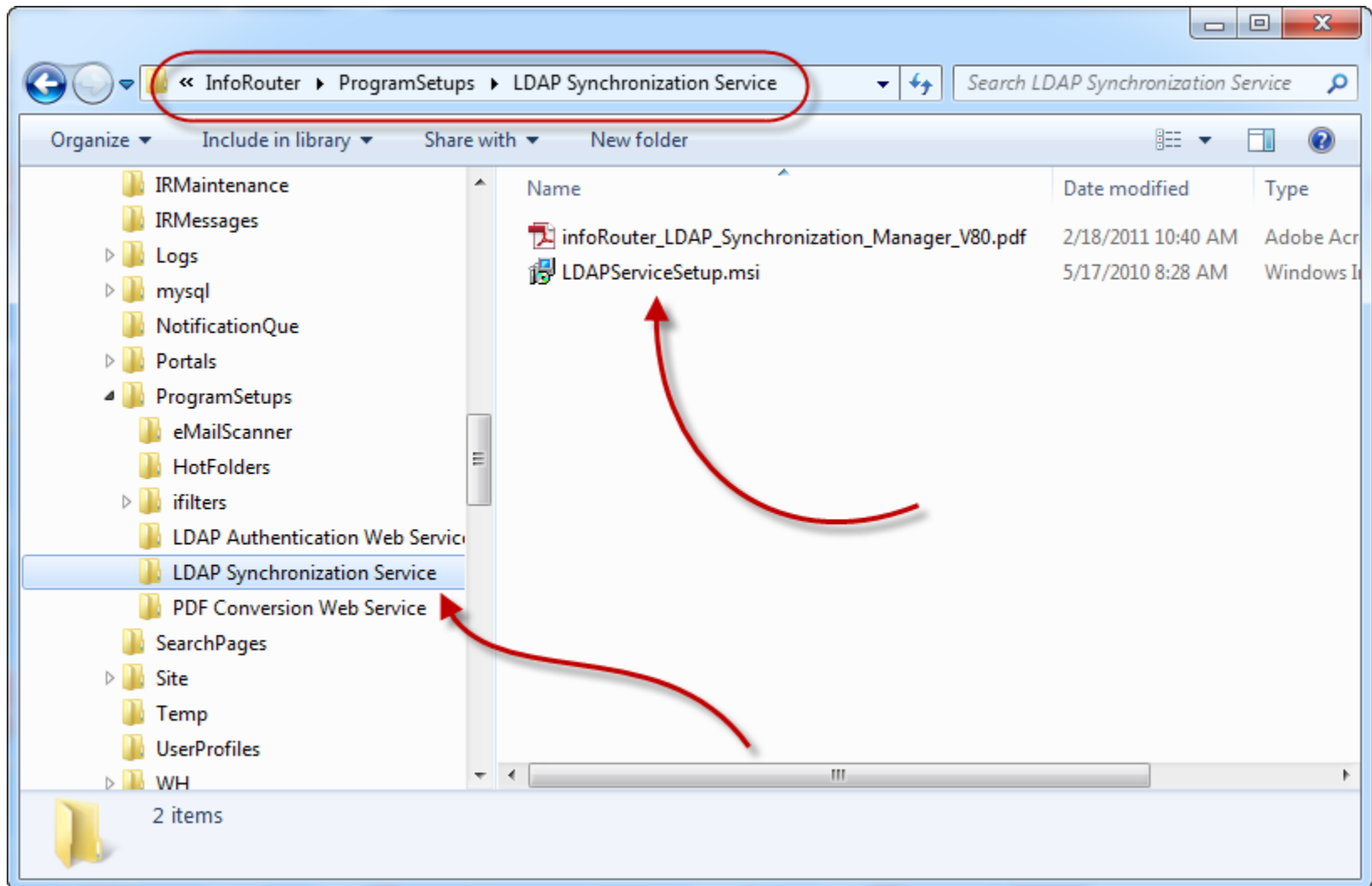
******* STOP *******

Before you install and configure this service, you **MUST** make sure that you have the LDAP Authentication Service setup and configured.

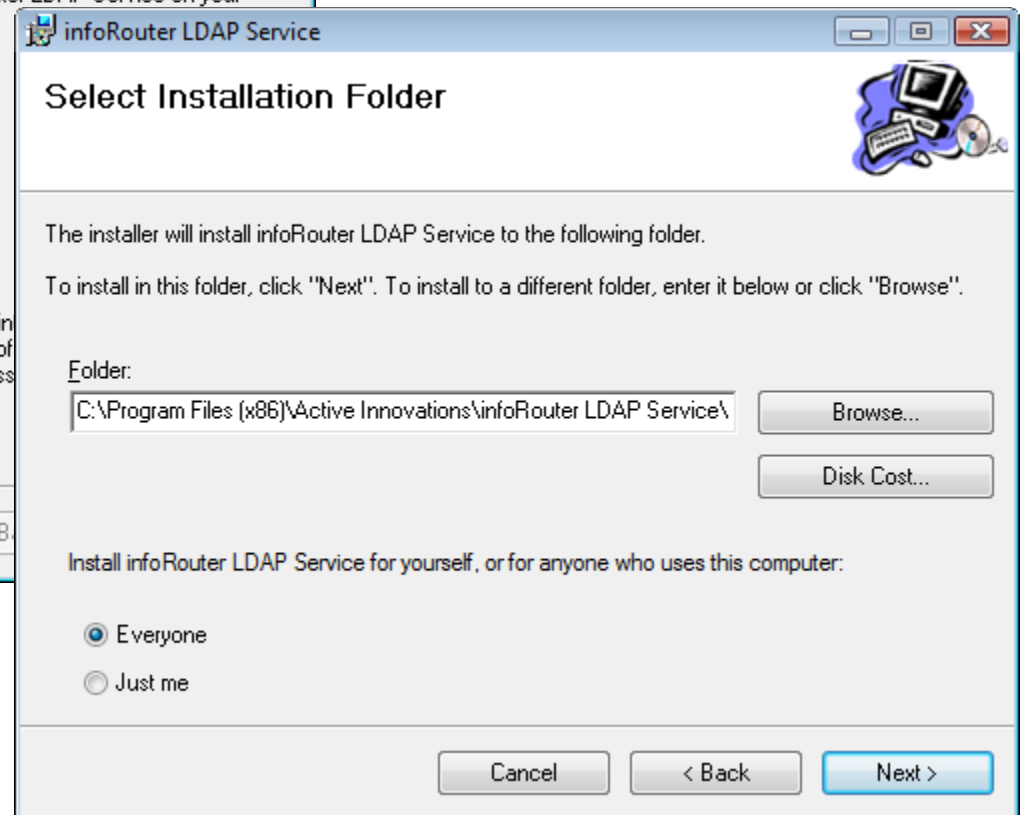
If you already have users in infoRouter and wish to have their authentication managed by LDAP, you must make sure that their current user id's (infoRouter user id) match with their corresponding user id's in LDAP.

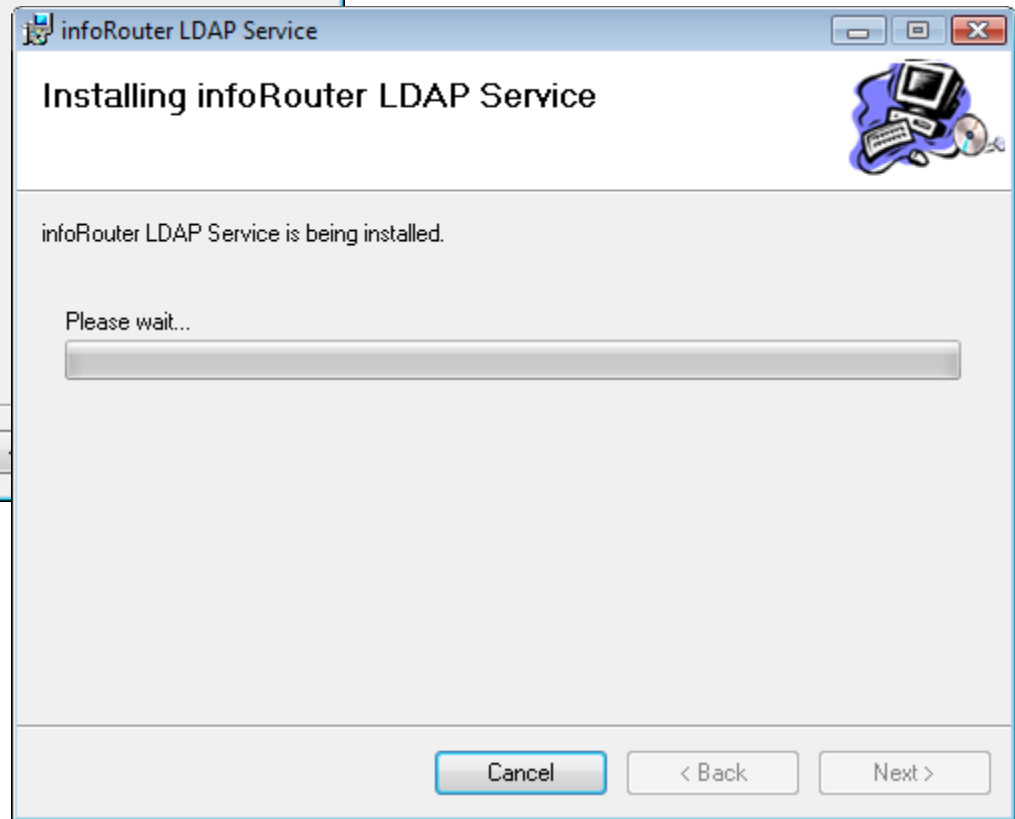
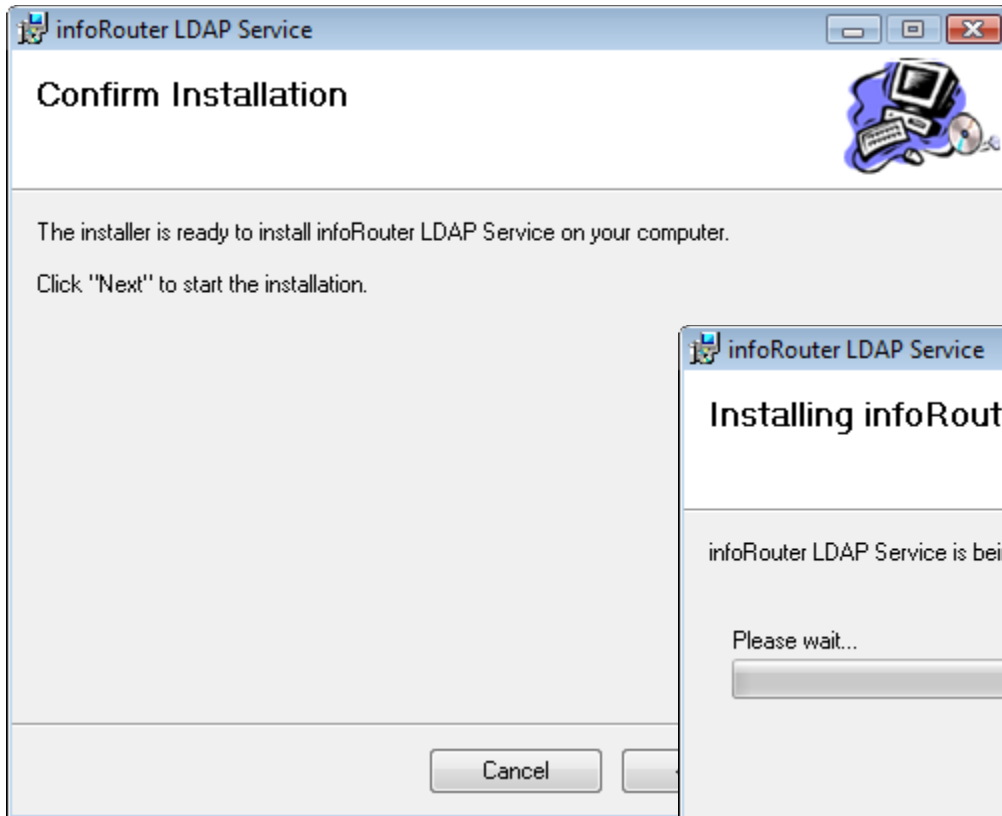
infoRouter users are by default authenticated from a source called infoRouter. If you wish for these users to be authenticated from LDAP, their authentication source must be changed to reflect your LDAP Authentication source.

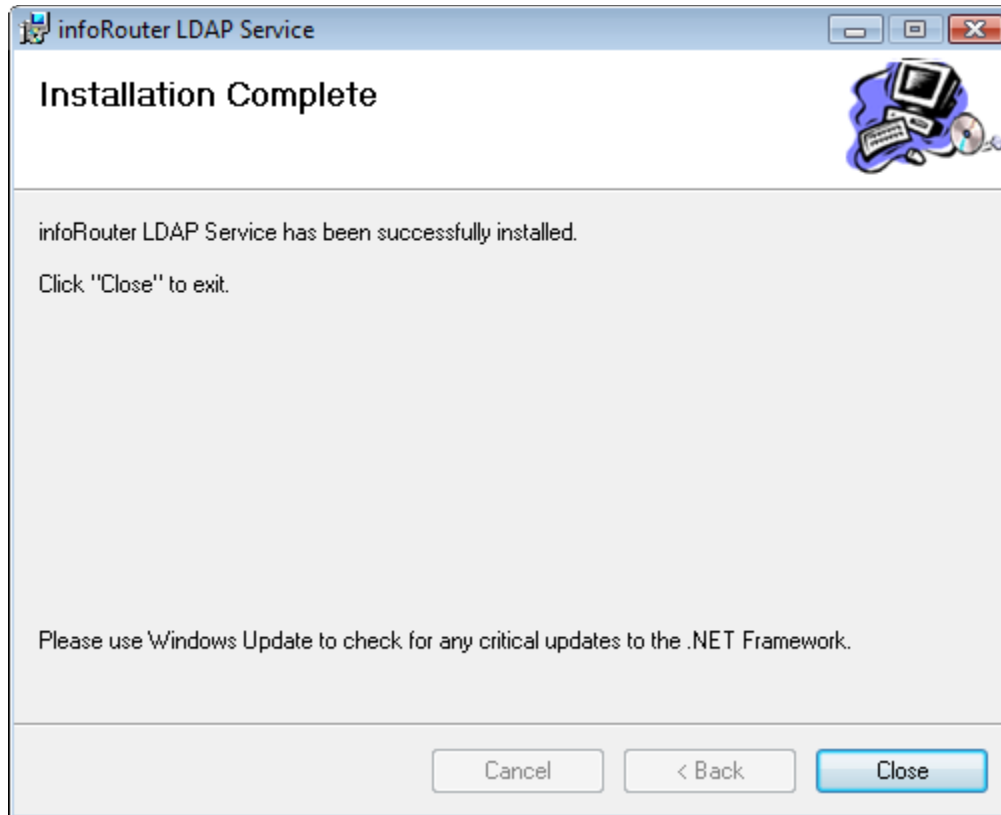
Run the setup program located in the “ProgramSetups” directory which is located in the infoRouter application directory



Run the setup program located in the "ProgramSetups" directory which is located in the infoRouter application directory

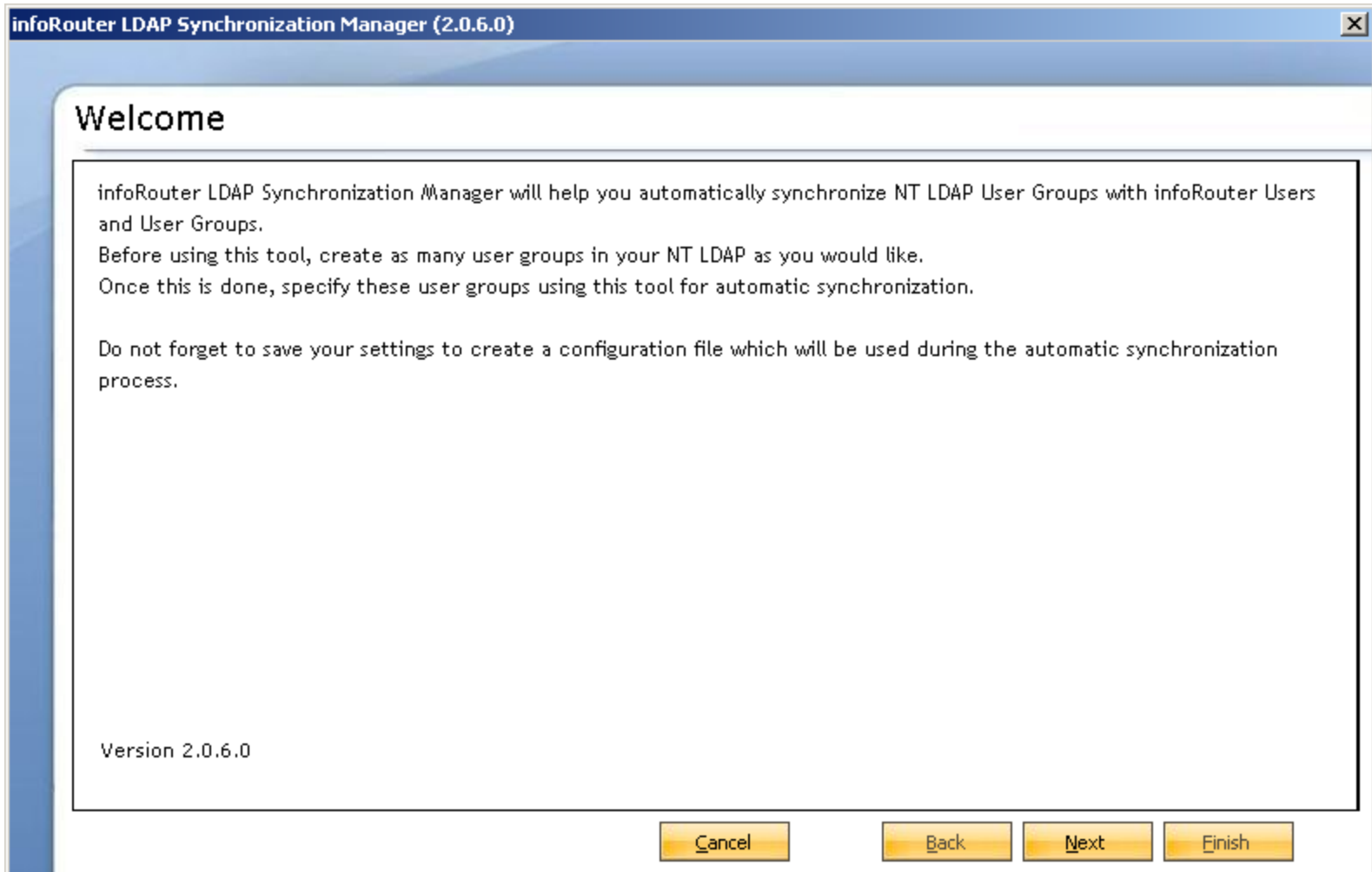






Now launch the LDAP Synchronization Manager configuration screen from the Start menu > infoRouter > infoRouter LDAP Manager

infoRouter LDAP Synchronization Manager Wizard



Enter the appropriate connection URL and specify the infoRouter user account user id and password. The user account used must either be the sysadmin account or an account that is a part of the “User Managers” user group in infoRouter.

infoRouter LDAP Synchronization Manager (2.0.6.0)

Connect to infoRouter Server

URL :
infoRouter service url.
Example : http://myserver/inforouter

User name :

Password :

Please specify the infoRouter Web Service URL

The user account must be either the "sysadmin" or an account that is a member of the "User Managers" group.

Connecting to LDAP

infoRouter LDAP Synchronization Manager (2.0.6.0) ✕

Connect to NT Domain

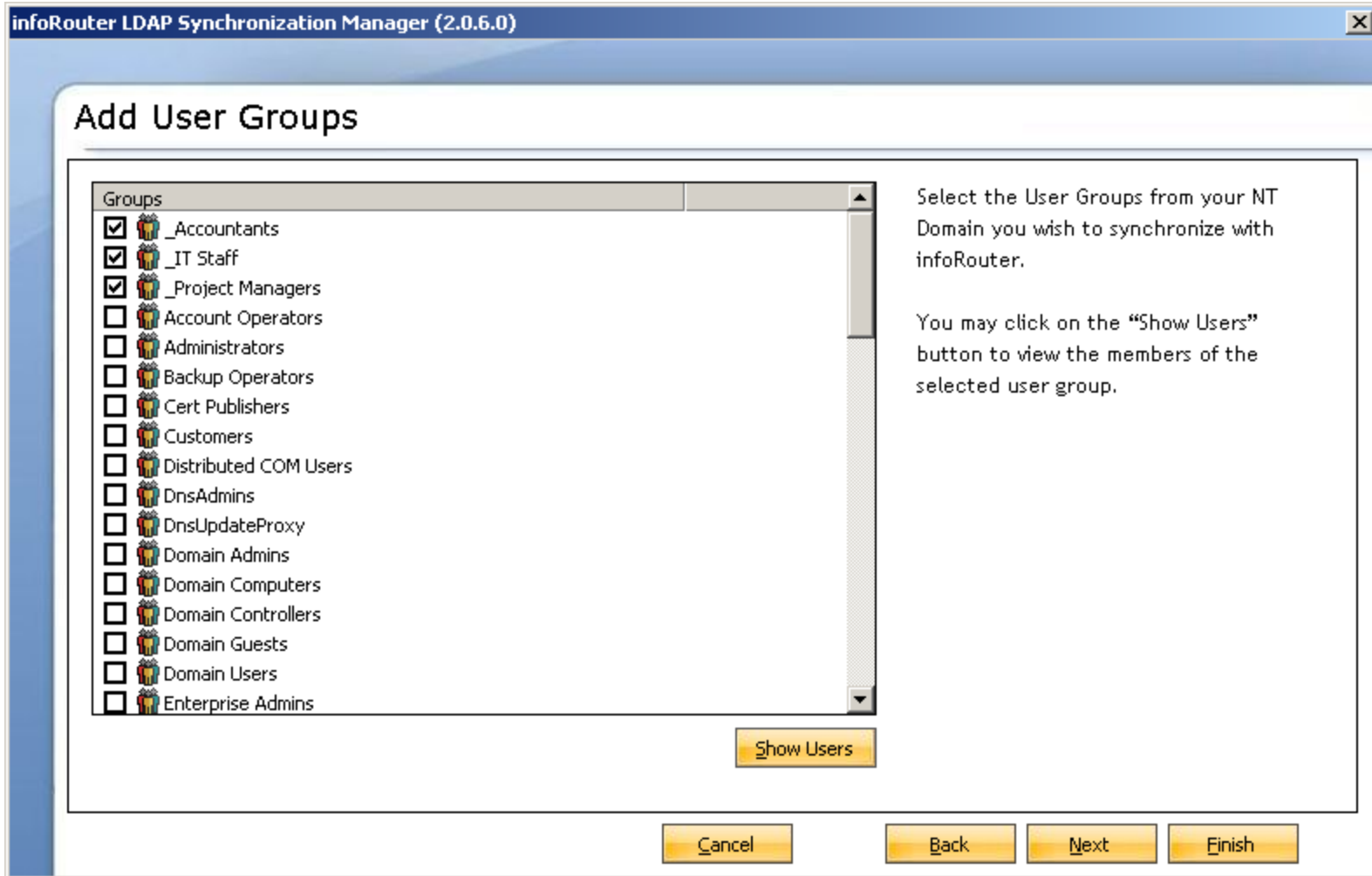
NT Domain Name :

Please specify the NT Domain Name you wish to use for synchronization.

* Please note that domain names are case sensitive.

Specify an NT domain name. Remember, this is NOT a server name or IP. Also note that domain names are case sensitive.

Select LDAP User Groups for synchronization to infoRouter



Only the selected LDAP groups and their members will be synchronized with infoRouter. Make sure that the number of users you select from LDAP groups do not exceed your infoRouter user license count.

Synchronization Options/Preferences

infoRouter LDAP Synchronization Manager (2.0.6.0) X

Options

User groups

Create user group in infoRouter if it does not already exist.

Users

Naming Format :

Add Domain Name to user name

Set E-mail address as username@ :

When to disable users in infoRouter.

Disable Deleted NT Users.

Disable users who are not members of synchronized LDAP User Groups *

To create user groups in infoRouter, remember to check the user group check box.

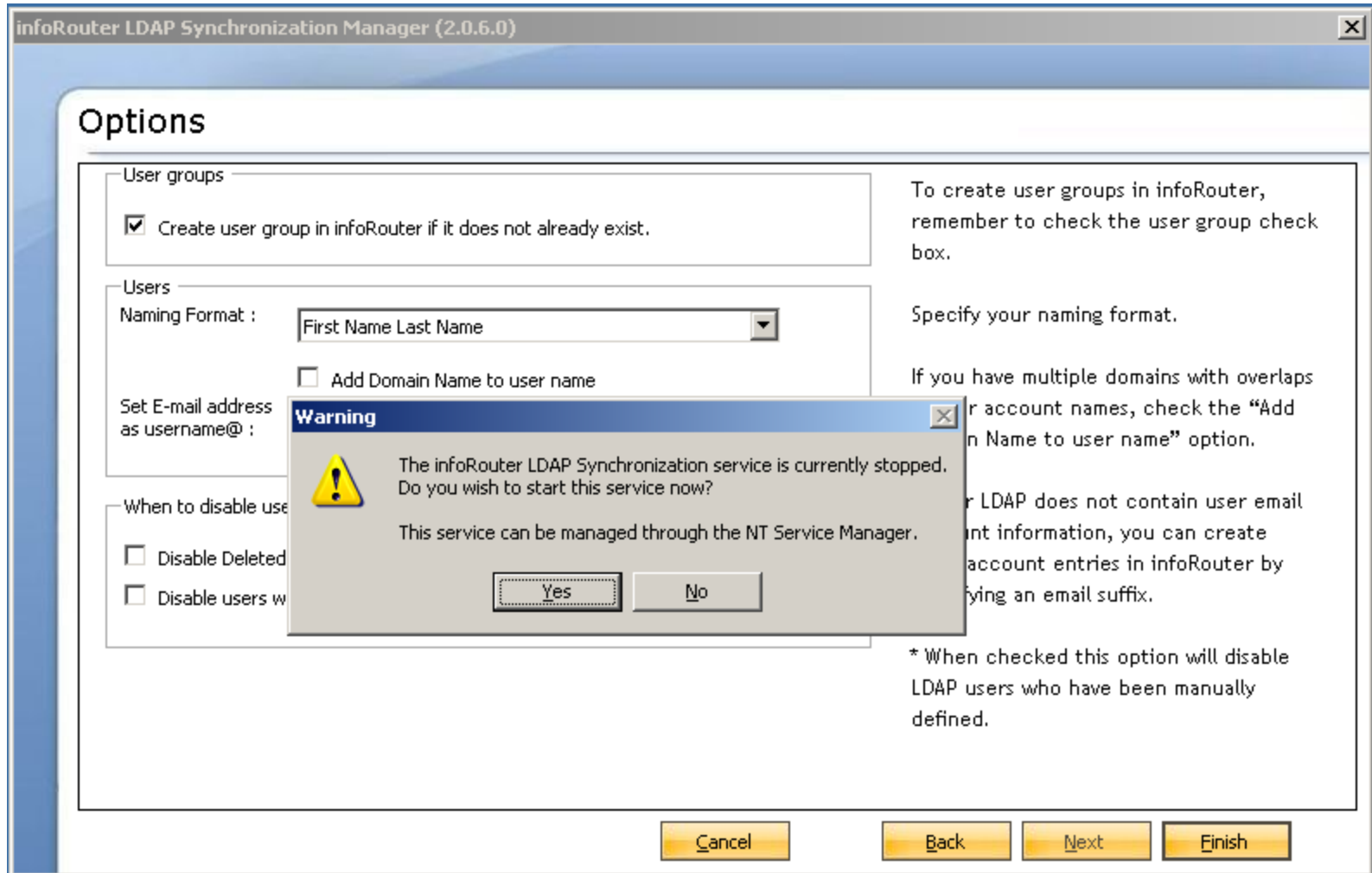
Specify your naming format.

If you have multiple domains with overlaps in user account names, check the "Add Domain Name to user name" option.

If your LDAP does not contain user email account information, you can create email account entries in infoRouter by specifying an email suffix.

* When checked this option will disable LDAP users who have been manually defined.

Starting the LDAP Synchronization Manager Service



This service can also be managed from the NT Services Manager. Please make sure that the local service account used to run this service is a domain account capable of accessing the directory services.

Configuration and troubleshooting.

The LDAP Synchronization Manager program is installed in the following path:
C:\Program Files\Active Innovations\infoRouter LDAP Synchronization Service

The settings specified in the setup wizard are recorded in a configuration file that can be found in the following path:

*C:\Program Files\Active Innovations\infoRouter LDAP Synchronization Service
\irLDAP.config*

You may edit this file to make minor changes or simply launch the LDAP Synchronization Manager program from the start menu and use the wizard again.

Configuration and troubleshooting.

The LDAP Synchronization Manager configuration file looks something like the following:

```
<?xml version="1.0" encoding="utf-8"?>
<LDAP>
  <SCHEDULEDPERIOD>15</SCHEDULEDPERIOD>
  <WEBSERVICEURL>http://inforouter_server/inforouter</WEBSERVICEURL>
  <IRUSERNAME>sysadmin</IRUSERNAME>                                !The account used must be a member of the "user managers" group.
  <IRUSERPASS>WqOihdZRgS9nAxH2Nd7M8w==</IRUSERPASS>              ! Notice that the password is encrypted
  <NTDOMAINNAME>ACME</NTDOMAINNAME>
  <NAMINGFORMAT>FL</NAMINGFORMAT>
  <EMAILSUFFIX />
  <GROUPS>                                                          !The list of LDAP groups the synchronization is to include
    <ITEM>Accountants</ITEM>
    <ITEM>IT Staff</ITEM>
    <ITEM>Project Managers</ITEM>
  </GROUPS>
  <CREATEUSERGROUPS>True</CREATEUSERGROUPS>
  <DISABLEDELETEDUSERS>True</DISABLEDELETEDUSERS>
  <DISABLEDELETEDUSERSWHOAREOUTOFSYNC>True</DISABLEDELETEDUSERSWHOAREOUTOFSYNC>
  <ADDDOMAINNAMETONAME>False</ADDDOMAINNAMETONAME>
</LDAP>
```

The scheduled period parameter indicates how often the synchronization will run. In the example above, the number is set to 15 minutes. This default value should not be set lower in environments that have large number of users.

Configuration and troubleshooting.

The LDAP Synchronization Manager program keeps a daily log of events as it tries to synchronize LDAP users to infoRouter.

This log file can be found in the application path:

C:\Program Files\Active Innovations\infoRouter LDAP Synchronization Service\logs

A typical log file will look like the following

```
03:50:11 Successfully connected to NT Domain : ACME
03:50:11 Attempting to connect to infoRouter.
03:50:13 Successfully connected to the inforouter web service.
03:50:13 Total number of users found in selected LDAP Groups: 4
03:50:13 Group: Managers successfully created.
03:50:13 1 Groups successfully imported into infoRouter
03:50:13 4 Users already exist in infoRouter
03:50:13 User synchronization finished with success.
03:55:58 Successfully connected to NT Domain : ACME
03:55:58 Attempting to connect to infoRouter.
03:55:58 Successfully connected to the inforouter web service.
03:55:58 Total number of users found in selected LDAP Groups: 4
03:55:58 User: joe successfully created.
03:55:58 User: mary successfully created.
03:55:58 User: John successfully created.
03:55:58 User: Sandra successfully created.
03:55:58 Group: Managers successfully created.
03:55:58 1 Groups successfully imported into infoRouter
03:55:58 4 Users successfully imported into infoRouter
03:55:58 User synchronization finished with success.
04:11:40 Successfully connected to NT Domain : ACME
04:11:40 Attempting to connect to infoRouter.
04:11:41 Successfully connected to the inforouter web service.
04:11:41 Total number of users found in selected LDAP Groups: 4
04:11:41 4 Users already exist in infoRouter
04:11:41 User synchronization finished with success.
```

Use this log file to verify the synchronization process. Any errors encountered during the process will also be recorded in this log file.

Important notes

If you make changes in how your LDAP user groups are arranged, make sure to stop the LDAP Synchronization Service before doing so. The service runs through the members of the chose LDAP groups and decides on which members are to be added to infoRouter and which users are to be disabled in infoRouter.

If the service runs while you are moving users around, certain users may be disabled in infoRouter.



infoRouter LDAP Synchronization Manager

Did you know about the infoRouter Forum site?
24/7 Access to information about infoRouter

<http://forum.inforouter.com>