



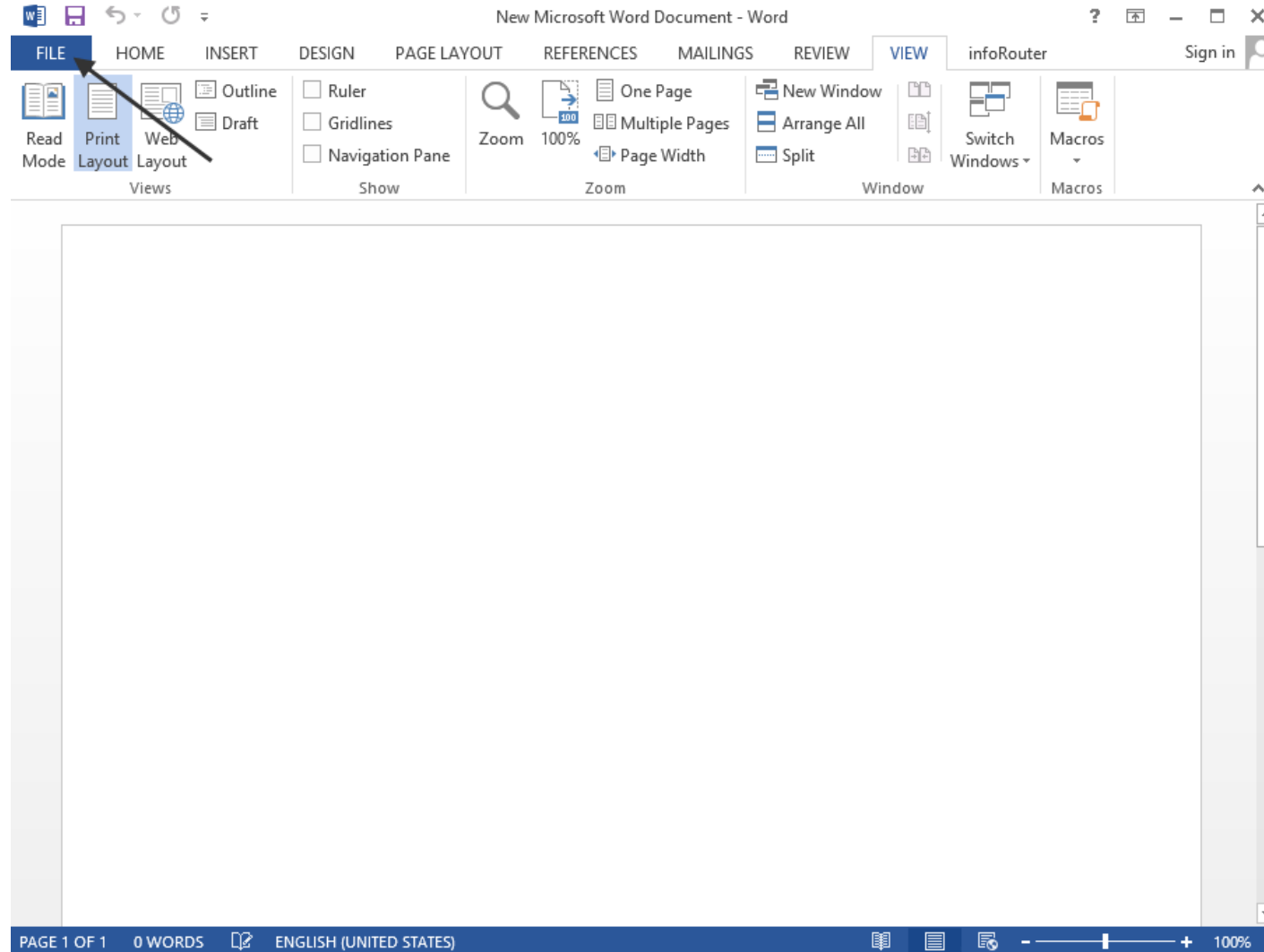
Enabling the infoRouter Office Add-in for various Office tools

Active Innovations, Inc. A Document Management Company

Copyright 1998-2016

<http://www.inforouter.com>

Choose the File menu



Click on the "Options" link

The image shows the Microsoft Word interface for a new document. The ribbon is set to the 'Info' tab. On the left, a dark blue navigation pane contains several links: 'Info', 'New', 'Open', 'Save', 'Save As', 'Print', 'Share', 'Export', 'Close', 'Account', and 'Options'. An arrow points from the 'Options' link to the 'Options' link in the main content area. The main content area is titled 'New Microsoft Word Document' and is divided into three sections: 'Protect Document', 'Inspect Document', and 'Versions'. The 'Protect Document' section includes a lock icon and the text 'Control what types of changes people can make to this document.' The 'Inspect Document' section includes a document with a checkmark icon and the text 'Before publishing this file, be aware that it contains: Document properties and author's name'. The 'Versions' section includes a document with a magnifying glass icon and the text 'There are no previous versions of this file.' On the right side of the ribbon, there are sections for 'Properties', 'Related Dates', 'Related People', and 'Related Documents'. The 'Properties' section shows 'Size: 0 bytes', 'Pages: 1', 'Words: 0', 'Total Editing Time: 5 Minutes', 'Title: Add a title', 'Tags: Add a tag', and 'Comments: Add comments'. The 'Related Dates' section shows 'Last Modified' and 'Created: Today, 2:50 AM'. The 'Related People' section shows 'Author: Windows User' and 'Last Modified By: Not saved yet'. The 'Related Documents' section shows 'Open File Location' and 'Show All Properties'.

Info

New Microsoft Word Document

Desktop

Protect Document

Control what types of changes people can make to this document.

Inspect Document

Before publishing this file, be aware that it contains:

- Document properties and author's name

Versions

There are no previous versions of this file.

Properties

Size 0 bytes

Pages 1

Words 0

Total Editing Time 5 Minutes

Title Add a title

Tags Add a tag

Comments Add comments

Related Dates

Last Modified

Created Today, 2:50 AM

Last Printed

Related People

Author Windows User

Add an author

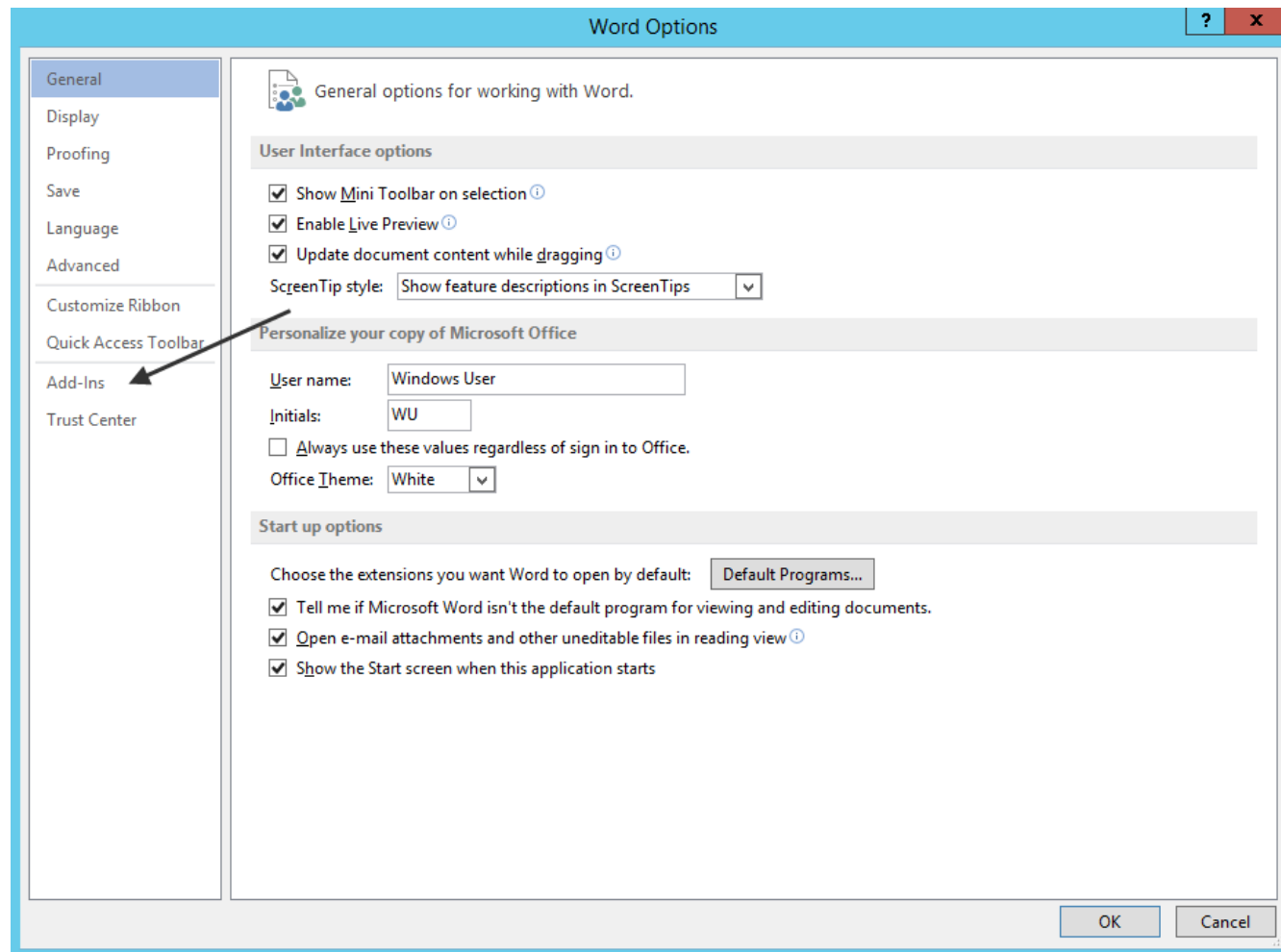
Last Modified By Not saved yet

Related Documents

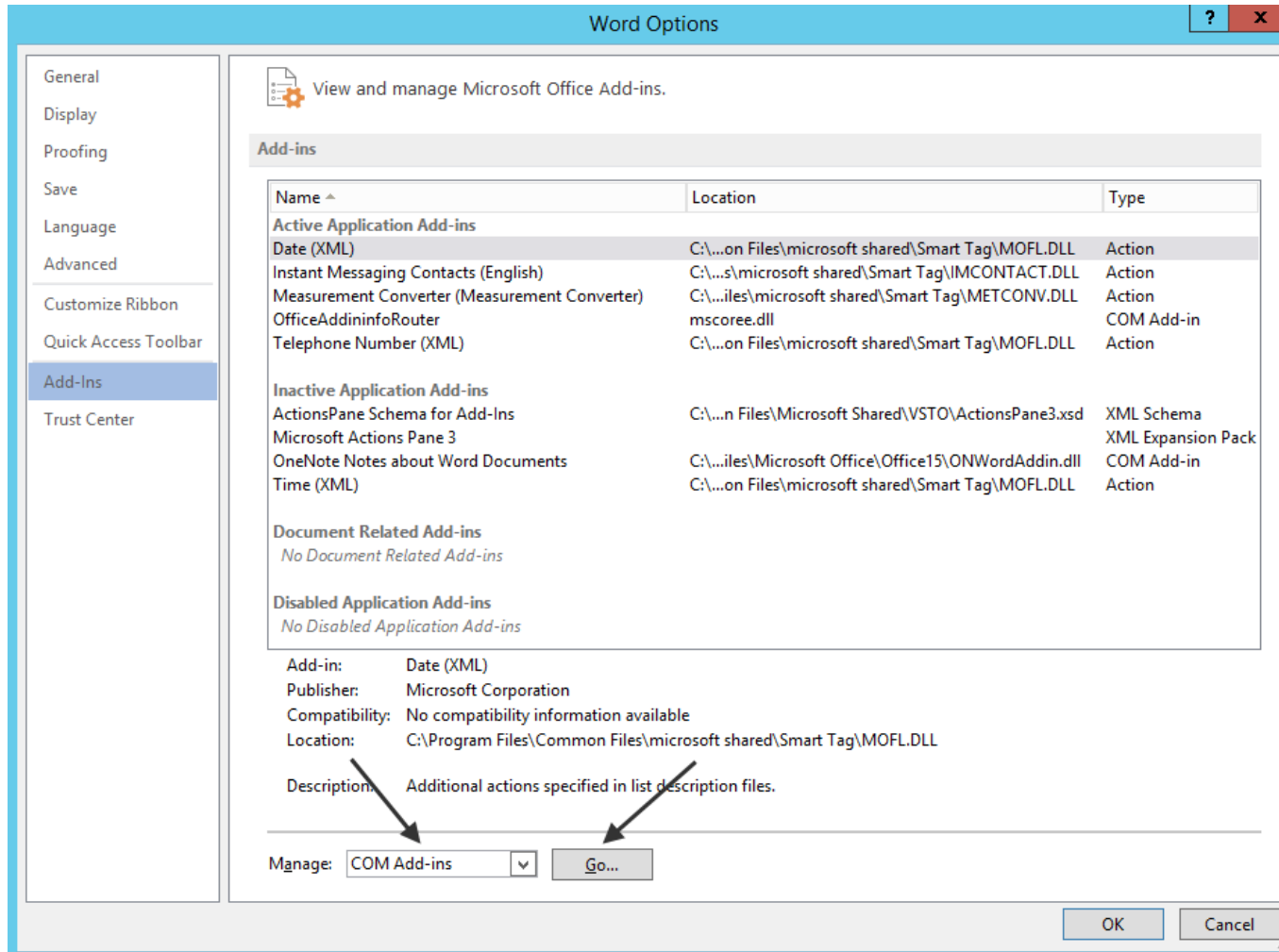
Open File Location

Show All Properties

In the “Options” screen, click on the “Add-ins” link



From the “Manage” drop-down, choose “COM Add-ins” then click on the “Go” button



Make sure the the “OfficeAddininfoRouter” is checked.

