



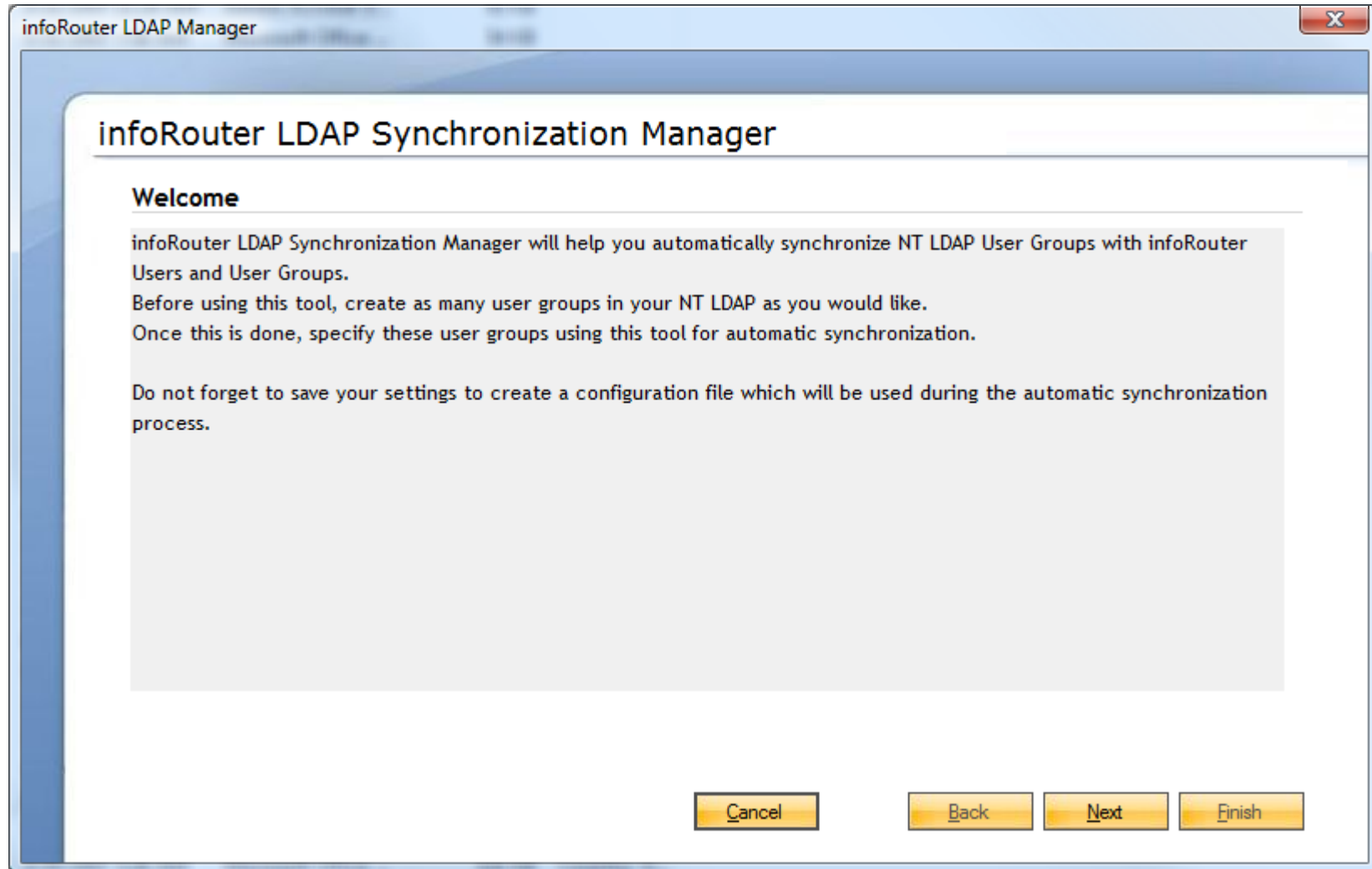
# infoRouter

LDAP - infoRouter Integration and Automatic  
Synchronization

## infoRouter LDAP Synchronization Manager

- infoRouter LDAP Synchronization Manager runs as a service on any computer (preferably a Domain Controller or a Backup Domain controller) to automatically check for changes in LDAP and communicate them to infoRouter
- New users are added to infoRouter, disabled or deleted users are disabled or deleted from infoRouter.
- Users will only have to remember their NT user ids and passwords to gain access to infoRouter

## infoRouter LDAP Synchronization Manager Wizard



## Connecting to infoRouter

infoRouter LDAP Manager

### infoRouter LDAP Synchronization Manager

#### Connect to infoRouter

URL :   
infoRouter service url.  
Example : http://myserver/infoRouter

User name :

Password :

Please specify the infoRouter Web Service URL

Please specify the password you have designated for the SYSADMIN account.

Connecting to LDAP

infoRouter LDAP Manager

### infoRouter LDAP Synchronization Manager

#### Connect to NT Domain

NT Domain Name :

NT User Name :

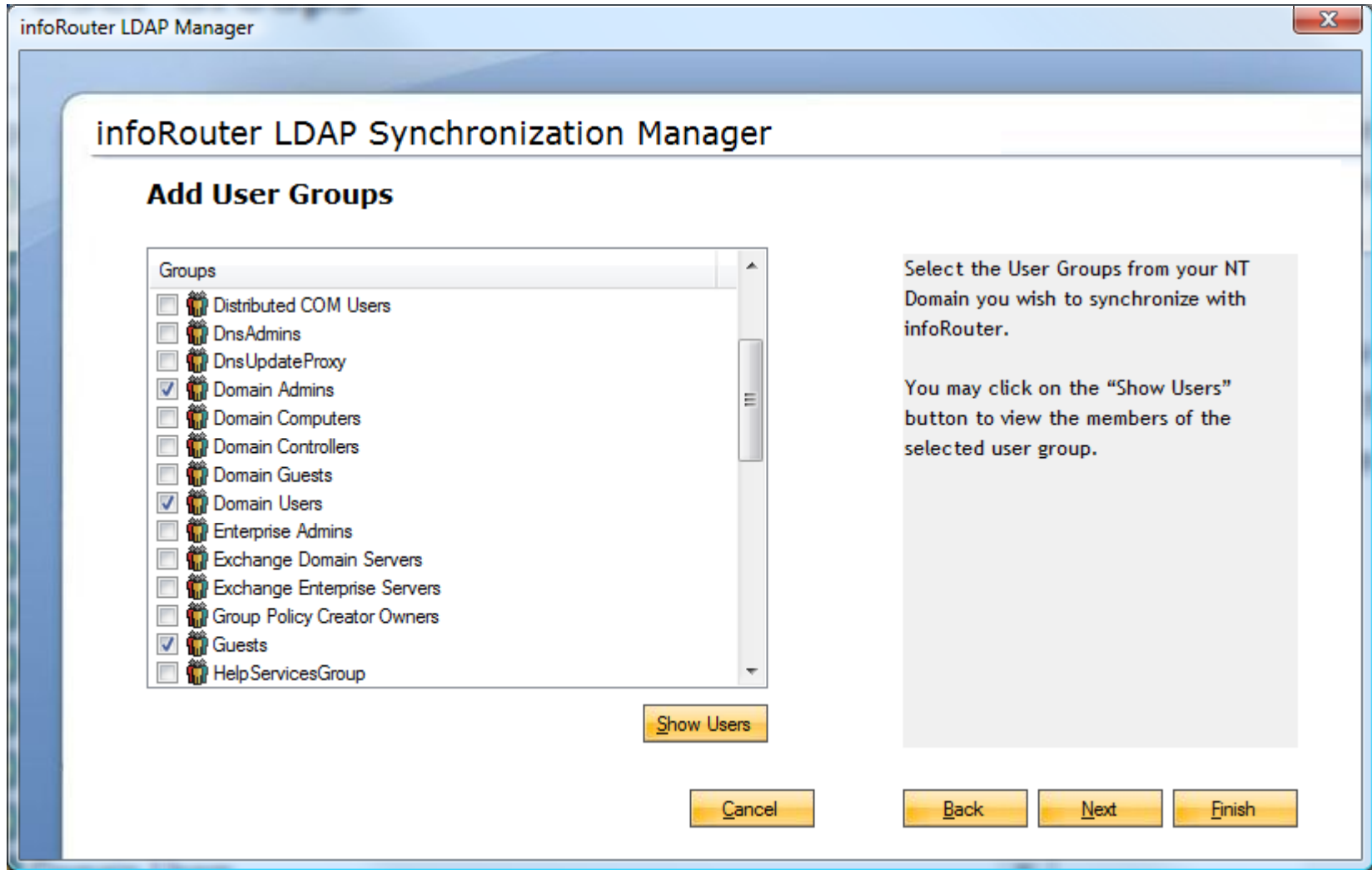
NT User Password :

Please specify the NT Domain Name you wish to use for synchronization

Please specify the NT User Name. You must use a domain account capable of accessing user account data.

Please specify the NT User password for the user account you have designated.

# Select LDAP User Groups for synchronization to infoRouter



## Synchronization Options/Preferences

infoRouter LDAP Manager

### infoRouter LDAP Synchronization Manager

#### Options

User groups

Create user group in infoRouter if it does not already exist.

Users

Naming Format :

Add Domain Name to user name

Set E-mail address as username@ :

What to do with deleted NT users.

Disable Deleted NT Users.

Delete Deleted NT Users.

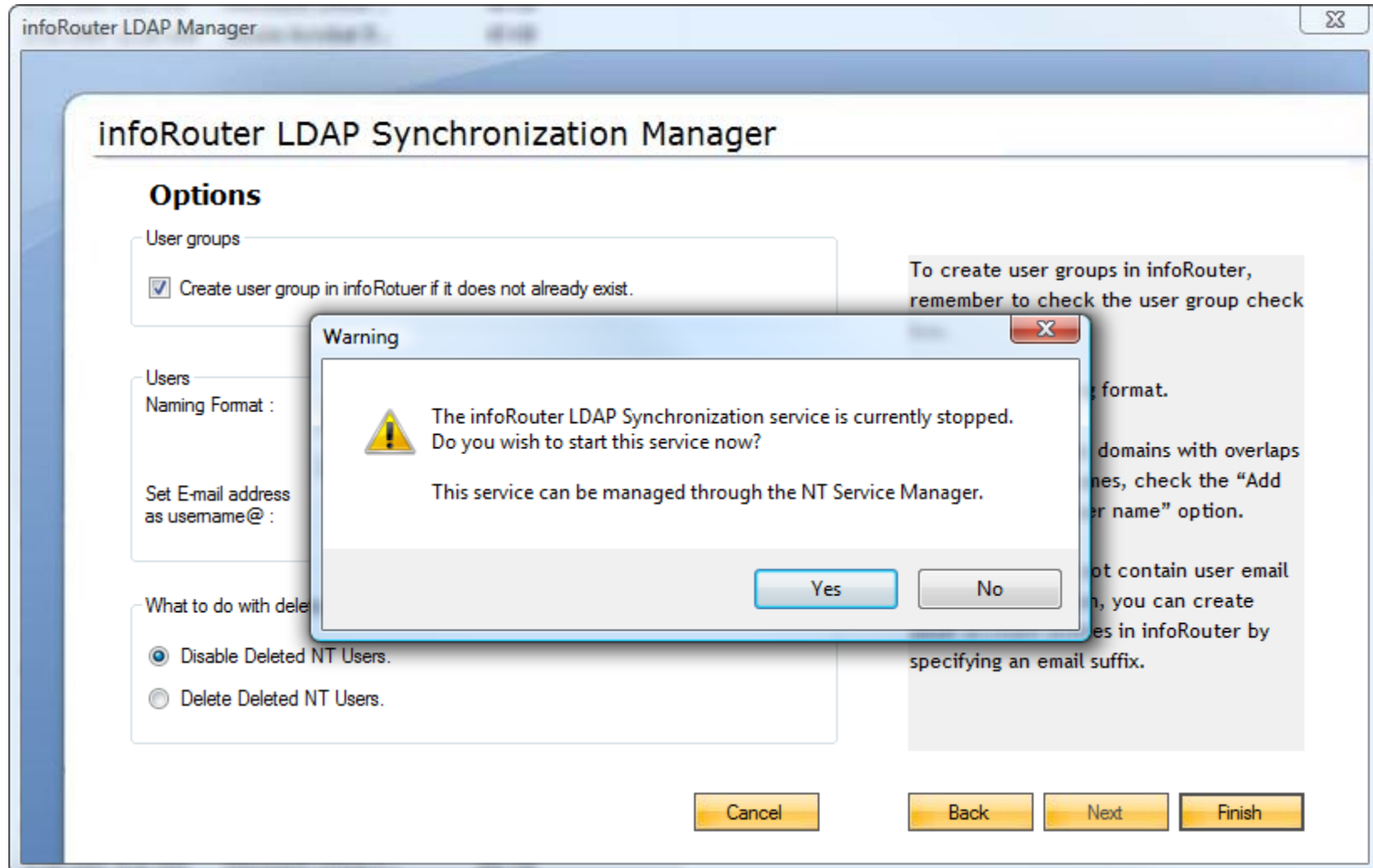
To create user groups in infoRouter, remember to check the user group check box.

Specify your naming format.

If you have multiple domains with overlaps in user account names, check the "Add Domain Name to user name" option.

If your LDAP does not contain user email account information, you can create email account entries in infoRouter by specifying an email suffix.

## Starting the LDAP Synchronization Manager Service



This service can also be managed from the NT Services Manager.